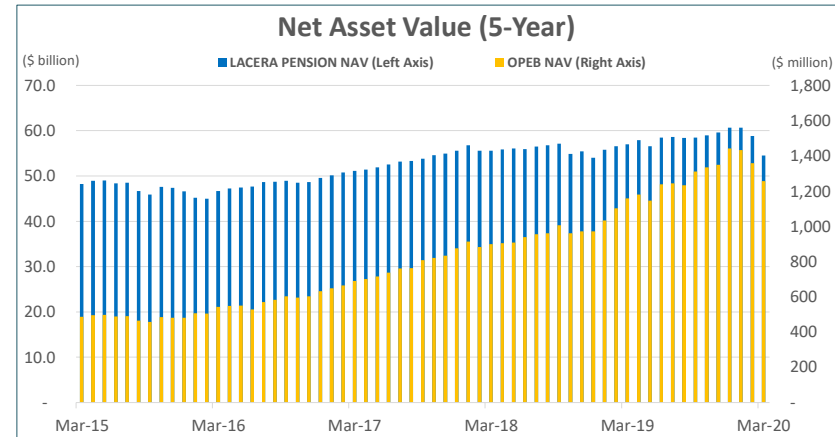
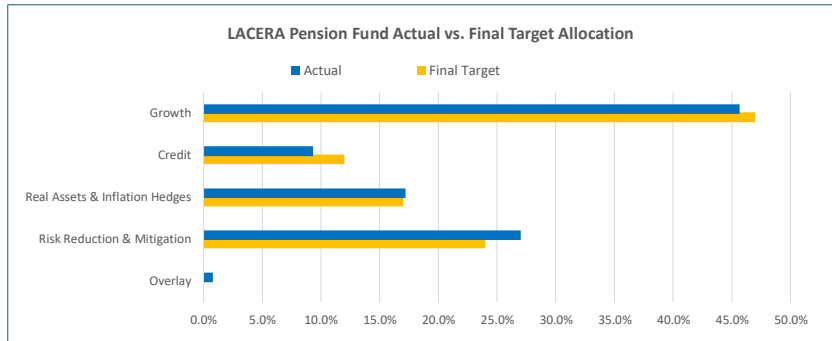


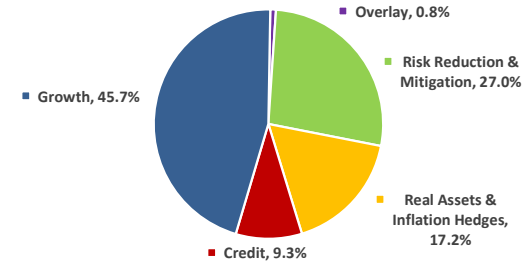
Quarter End Balance	
LACERA Pension Fund	\$54,508,483,771
OPEB Master Trust	\$1,255,558,453



PERFORMANCE (NET)

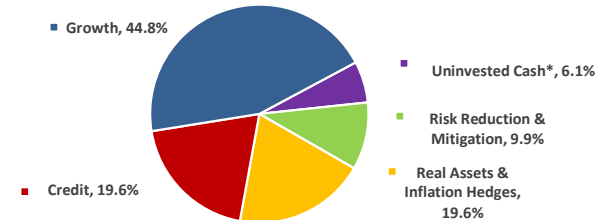
	3 Month	1 Year	3 Years	5 Years	10 Years
LACERA PENSION FUND					
Policy Benchmark	-10.0	-2.8	4.0	4.6	6.8
Excess Return	-9.4	-0.9	4.6	5.0	6.8
	-0.7	-1.9	-0.6	-0.4	0.0
BY FUNCTIONAL CATEGORY					
Growth	-16.1	-5.8	—	—	—
Credit	-10.1	-5.5	—	—	—
Real Assets & Inflation Hedges	-9.2	-6.8	—	—	—
Risk Reduction & Mitigation	1.8	7.3	—	—	—

LACERA Pension Fund Asset Allocation



	3 Month	1 Year	3 Years	5 Years	10 Years
OPEB MASTER TRUST					
Los Angeles County	-17.4	-10.0	1.9	3.0	—
LACERA	-17.3	-9.9	1.9	3.1	—
Superior Court	-17.4	-9.9	1.6	—	—
BY FUNCTIONAL CATEGORY					
Growth	-22.4	-12.4	1.1	—	—
Credit	-12.8	-7.3	—	—	—
Real Assets & Inflation Hedges	-18.5	-14.5	—	—	—
Risk Reduction & Mitigation	2.6	7.6	4.6	—	—

OPEB Master Trust Asset Allocation



NEWS & UPDATES

Active Searches:

- Alternatives Administrative Services
- Dedicated Managed Account Services
- Hedge Funds Emerging Manager Program Separate Account Manager
- Securities Lending Services
- Total Fund Performance Provider

All financial data, returns, and net asset values are unaudited.

* Includes unsettled trading activity as of 03/31/2020.