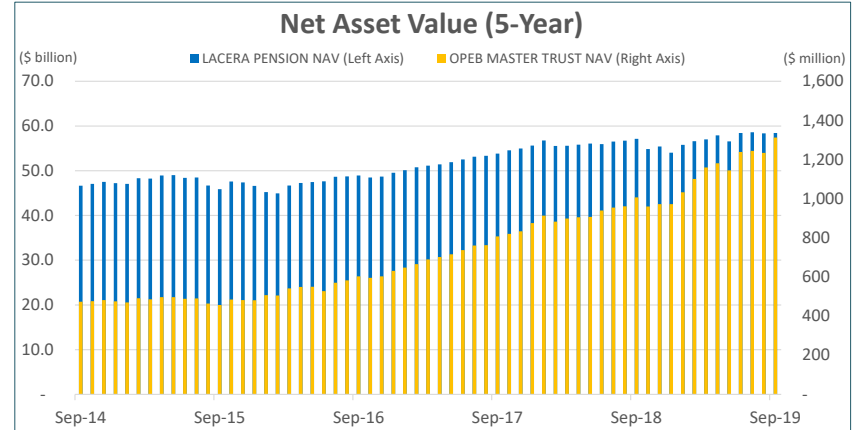
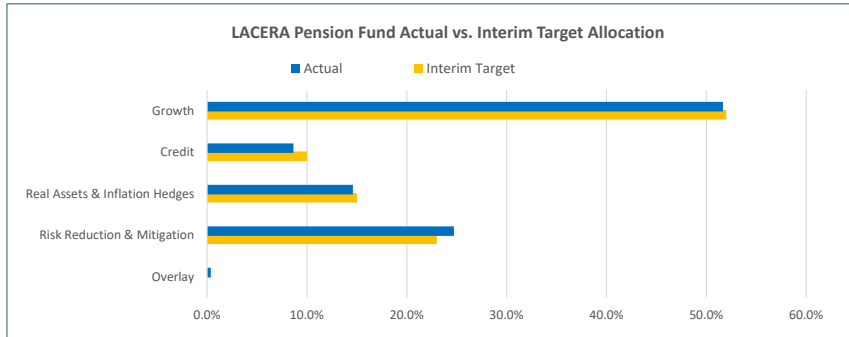


Quarter End Balance	
LACERA Pension Fund	\$58,445,094,901
OPEB Master Trust Fund	\$1,312,381,032



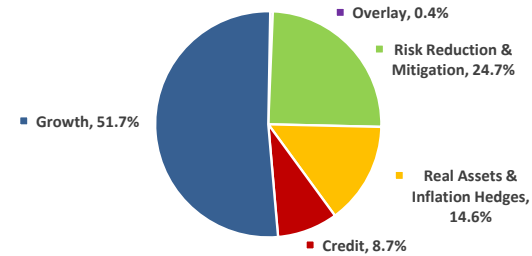
PERFORMANCE (NET)

	3 Month	1 Year	3 Years	5 Years	10 Years
LACERA PENSION FUND	0.7	4.4	8.3	6.8	8.2
Policy Benchmark	1.3	7.3	8.5	7.2	8.0
Excess Return	-0.6	-2.9	-0.2	-0.4	0.2

BY FUNCTIONAL CATEGORY

Category	3 Month	1 Year	3 Years	5 Years	10 Years
Growth	0.9	—	—	—	—
Credit	0.7	—	—	—	—
Real Assets & Inflation Hedges	-1.1	—	—	—	—
Risk Reduction & Mitigation	2.1	—	—	—	—

LACERA Pension Fund Asset Allocation



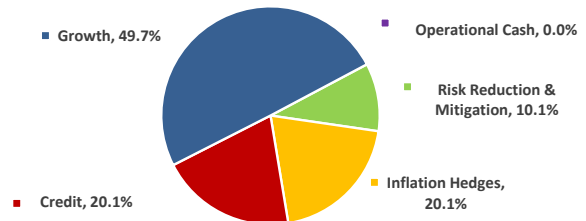
OPEB MASTER TRUST FUND

	3 Month	1 Year	3 Years	5 Years	10 Years
Los Angeles County	1.0	4.3	9.2	6.6	—
LACERA	1.0	4.3	9.2	6.6	—
Superior Court	1.0	4.2	9.1	—	—

BY FUNCTIONAL CATEGORY

Category	3 Month	1 Year	3 Years	5 Years	10 Years
Growth	-0.1	0.8	9.7	—	—
Credit	0.9	5.4	—	—	—
Real Assets & Inflation Hedges	3.4	8.8	—	—	—
Risk Reduction & Mitigation	2.0	8.7	3.4	—	—

OPEB Master Trust Asset Allocation



NEWS & UPDATES

Open RFPs/RFIs:

- Appraisal Management Service Provider
- Factor-Based Global Equity Investment Management Services
- Illiquid Credit Investment Management Services
- Securities Lending Services
- Syndicated Bank Loans Investment Management Services
- Total Fund Risk System